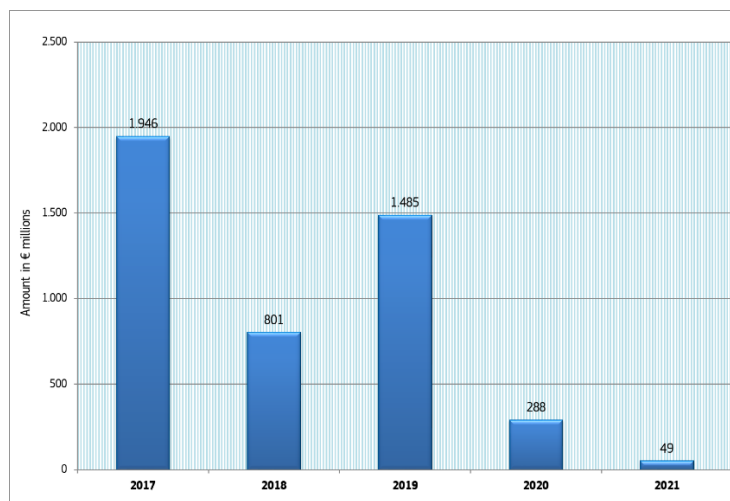


1. CARTEL STATISTICS

1.1. Fines imposed (not adjusted for Court judgments) - period 2017 - 2021

Last change: ++20 April 2021++

Year	Amount in €*
2017	1 945 656 000
2018	800 748 000
2019	1 484 877 000
2020	288 080 000
++2021++	48 594 000
total	4 567 955 000

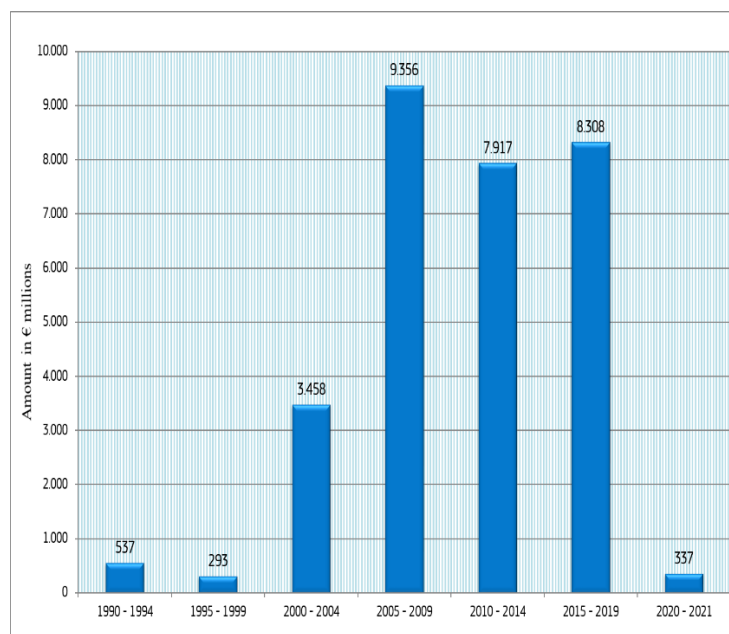


* Amounts as imposed by the Commission (incl. corrections following amendment decisions) and not corrected for changes following judgments of the Courts (General Court and European Court of Justice) only considering cartel infringements under Article 101 TFEU (previously Article 81 resp. 85 of the Treaty). Wherever prohibitions and fines concern infringements of Article 101 TFEU and of Article 102 TFEU (previously Articles 81 resp. 85 and Article 82 resp. Article 86 of the Treaty), only those amounts, which concern Article 101 TFEU, have been considered.

1.2. Fines imposed (not adjusted for Court judgments) - period 1990 - 2021

Last change: ++20 April 2021++

Year	Amount in €*)
1990 - 1994	537 491 550
1995 - 1999	292 838 000
2000 – 2004	3 458 421 100
2005 – 2009	9 355 867 500
2010 – 2014	7 917 218 674
2015 – 2019	8 307 828 000
++2020++	336 674 000
total	30 206 348 824

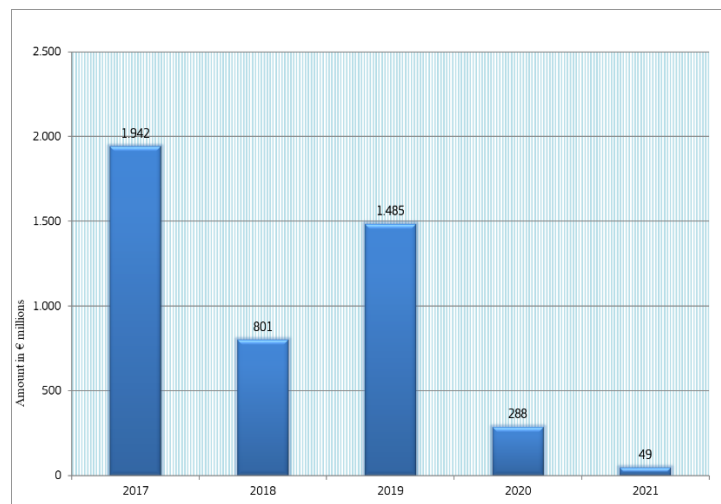


* Amounts as imposed by the Commission (incl. corrections following amendment decisions) and not corrected for changes following judgments of the Courts (General Court and European Court of Justice) and only considering cartel infringements under Article 101 TFEU (previously Article 81 resp. 85 of the Treaty). Wherever prohibitions and fines concern infringements of Article 101 TFEU and of Article 102 TFEU (previously Articles 81 resp. 85 and Article 82 resp. Article 86 of the Treaty), only those amounts, which concern the Article 101 TFEU, have been considered.

1.3. Fines imposed (adjusted for Court judgments) - period 2017 – 2021

Last change: ++20 April 2021++

Year	Amount in €*
2017	1 941 773 648
2018	800 748 000
2019	1 484 877 000
2020	288 080 000
++2021++	48 594 000
total	4 564 072 648

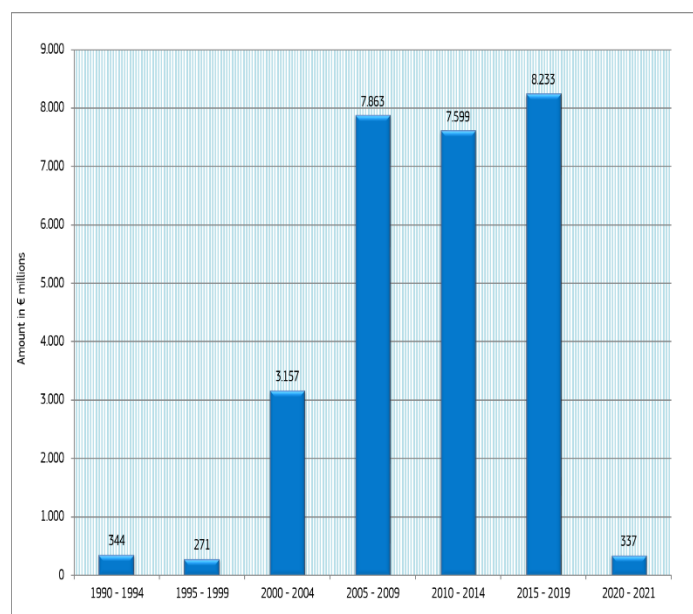


* Amounts corrected for changes (incl. corrections following amendment decisions) and judgments of the Courts (General Court and European Court of Justice) and only considering cartel infringements under Article 101 TFEU (previously Article 81 resp. Article 85 of the Treaty). Wherever prohibitions and fines concern infringements of Article 101 TFEU (previously Article 81 resp. Article 85 and of Article 102 TFEU previously Article 82 resp. Article 86 of the Treaty), only those amounts, which concern the Article 101 TFEU infringements, have been considered.

1.4. Fines imposed (adjusted for Court judgments) - period 1990 – 2021

Last change: ++20 April 2021++

Period	Amount in €*
1990 - 1994	344 282 550,00
1995 - 1999	270 963 500,00
2000 - 2004	3 157 348 710,00
2005 – 2009	7 863 307 786,50
2010 – 2014	7 598 728 479,00
++2015 – 2019++	8 233 082 543,00
++2021++	336 674 000,00
Total	27 804 387 568,50



* Amounts corrected for changes (incl. corrections following amendment decisions) and judgments of the Courts (General Court and European Court of Justice) and only considering cartel infringements under Article 101 TFEU (previously Article 81 resp. Article 85 of the Treaty). Wherever prohibitions and fines concern infringements of Article 101 TFEU (previously Article 81 resp. Article 85 and of Article 102 TFEU previously Article 82 resp. Article 86 of the Treaty), only those amounts, which concern the Article 101 TFEU infringements, have been considered.

1.5. Ten highest cartel fines per case (since 1969)

Last change: ++24 Sep 2019++

Year	Case name	Amount in €*
2016/2017	Trucks	3 807 022 000
2012	TV and computer monitor tubes	1 409 588 000
++2013/2016++	Euro interest rates derivatives (EIRD)	1 276 433 000
2008	Carglass	1 185 500 000
2019	Forex	1 068 879 000
2014	Automotive bearings	953 306 000
2007	Elevators and escalators	832 422 250
2001	Vitamins	790 515 000
2010/2017	Airfreight (incl. re-adoption)	785 345 000
2013/2015	Yen interest rate derivatives (YIRD)	669 719 000

* Amounts adjusted for changes following judgments of the Courts (General Court and European Court of Justice) and / or amendment decisions.

1.6. Ten highest cartel fines per undertaking (since 1969)

Last change: ++27 Sep 2017++

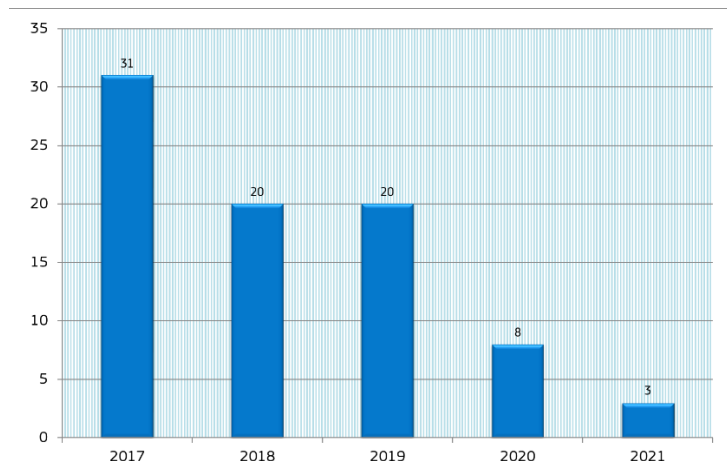
Year	Undertaking	Case	Amount in €*
2016	Daimler	Trucks	1 008 766 000
++2017++	Scania	Trucks	880 523 000
2016	DAF	Trucks	752 679 000
2008	Saint Gobain	Carglass	715 000 000
2012	Philips	TV and computer monitor tubes	705 296 000 of which 391 940 000 jointly and severally with LG Electronics
2012	LG Electronics	TV and computer monitor tubes	687 537 000 of which 391 940 000 jointly and severally with Philips
2016	Volvo/Renault Trucks	Trucks	670 448 000
2016	Iveco	Trucks	494 606 000
2013	Deutsche Bank	Euro interest rate derivatives (EIRD)	465 861 000
2001	F. Hoffmann-La Roche	Vitamins	462 000 000

* Amounts adjusted for changes following judgments of the Courts (General Court and European Court of Justice) and / or amendment decisions

1.7. Number of decisions (per undertaking/association)* - period 2017 - 2021

Last change: ++20 April 2021+

Year	Undertakings
2017	31
2018	20
2019	20
2020	8
++2021++	3
total	82

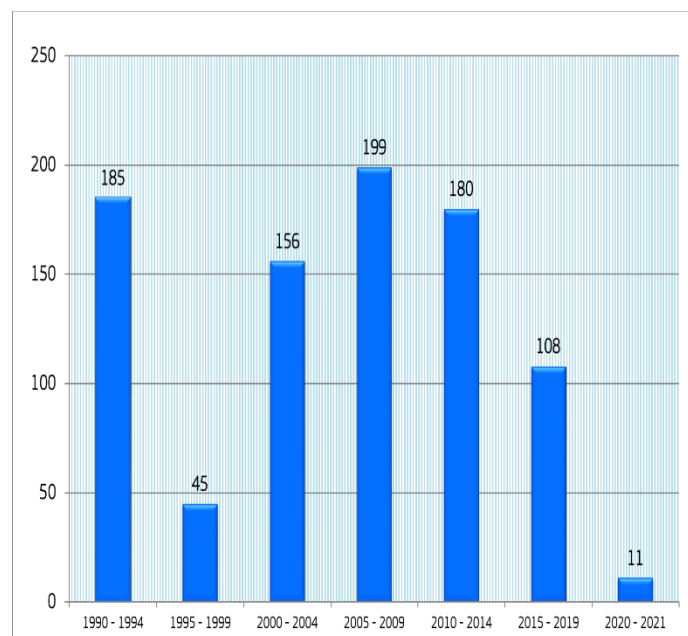


* Includes entities not fined such as immunity applicants; If more than one legal entity of the same group were subject to the decision, they are counted as one for the purpose of this table.

1.8. Number of decisions (per undertaking/association)* - period 1990 - 2021

Last change: ++20 April 2021++

Period	Undertakings
1990 - 1994	185
1995 - 1999	45
2000 - 2004	156
2005 -2009	199
2010 - 2014	180
2015-2019	108
++2020-2021++	11
Total	884

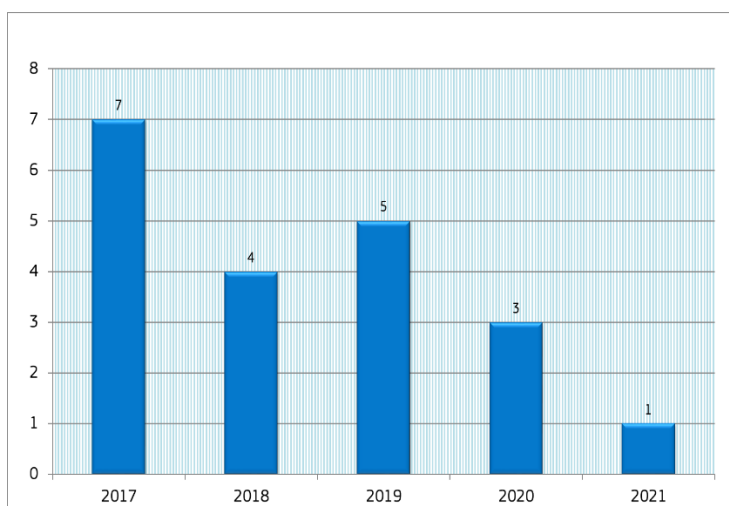


* Includes entities not fined such as immunity applicants; If more than one legal entity of the same group were subject to the decision, they are counted as one for the purpose of this table.

1.9. Cartel cases* decided by the European Commission - period 2017 - 2021

Last change: ++ 20 April 2021++

Year	Decisions
2017	7
2018	4
2019	5
2020	3
++2021++	1
total	20

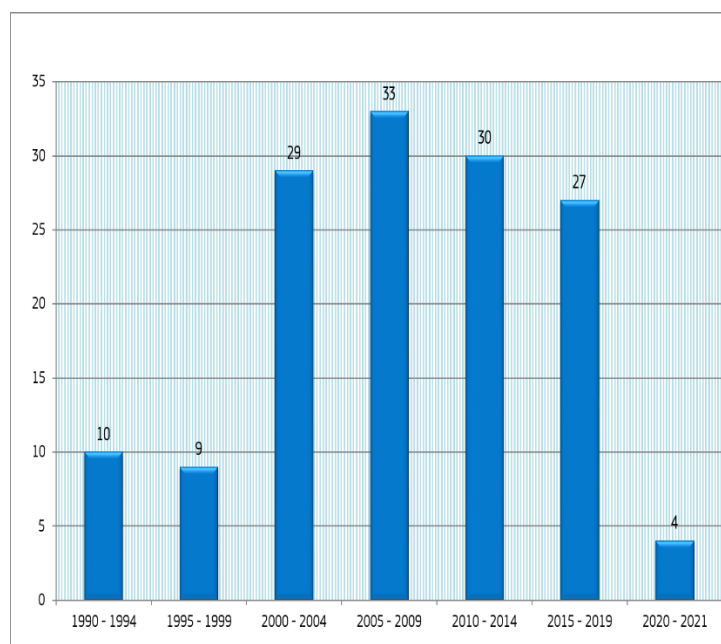


* A cartel case concerns a single proceeding against various undertakings concerned, and may involve more than one infringement.

1.10. Cartel cases* decided by the European Commission - period 1990 - 2021

Last change: ++20 April 2021++

Period	Decisions
1990 - 1994	10
1995 - 1999	9
2000 - 2004	29
2005 - 2009	33
2010 - 2014	30
2015 - 2019	27
++2020-2021++	4
total	142



* A cartel case concerns a single proceeding against various undertakings concerned, and may involve more than one infringement. Only those cartel cases where a fine was imposed were considered for the purpose of that table.

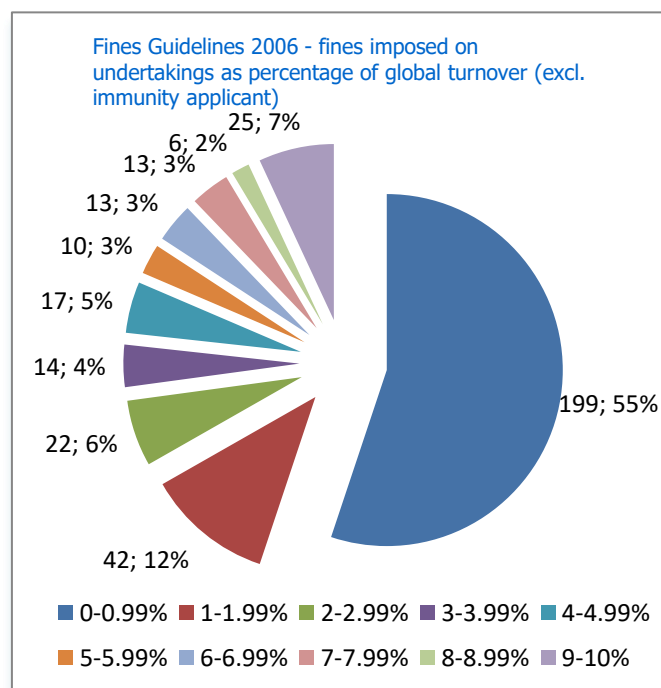
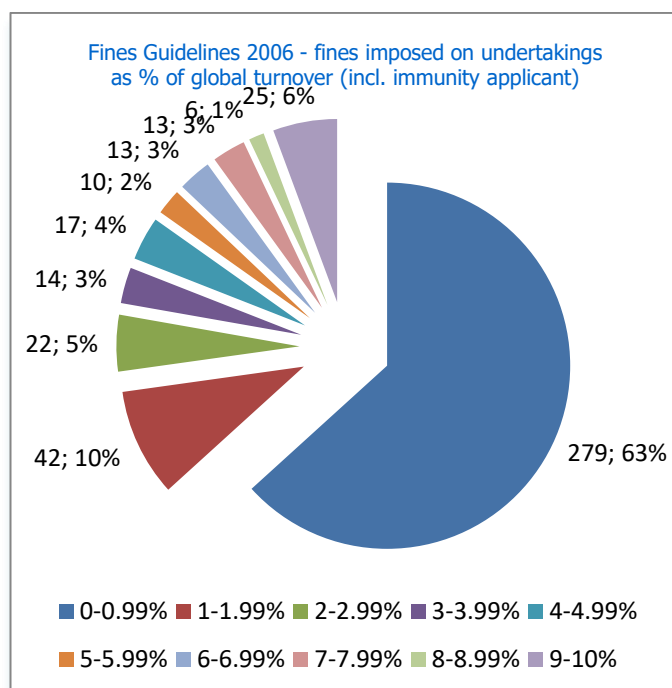
1.11. Fines Guidelines 2006 – fines as percentage* of global turnover

Last update ++31 December 2019++

Fines Guidelines 2006 - fines imposed on undertakings as percentage of global of turnover (incl. immunity applicants)											
percentage	0-0.99%	1-1.99%	2-2.99%	3-3.99%	4-4.99%	5-5.99%	6-6.99%	7-7.99%	8-8.99%	9-10%	total
no of undertakings fined	279	42	22	14	17	10	13	13	6	25	441
	63,27%	9,52%	4,99%	3,17%	3,85%	2,27%	2,95%	2,95%	1,36%	5,67%	100,00%

Fines Guidelines 2006 - fines imposed on undertakings as percentage of global turnover (excl. immunity applicants)											
percentage	0-0.99%	1-1.99%	2-2.99%	3-3.99%	4-4.99%	5-5.99%	6-6.99%	7-7.99%	8-8.99%	9-10%	total
no of undertakings fined	199	42	22	14	17	10	13	13	6	25	361
	55,12%	11,63%	6,09%	3,88%	4,71%	2,77%	3,60%	3,60%	1,66%	6,93%	100,00%

New



* The percentages of fines imposed on undertakings are considered per cartel infringement. Certain cases may comprise several infringements for which multiple counting of undertakings is considered.